

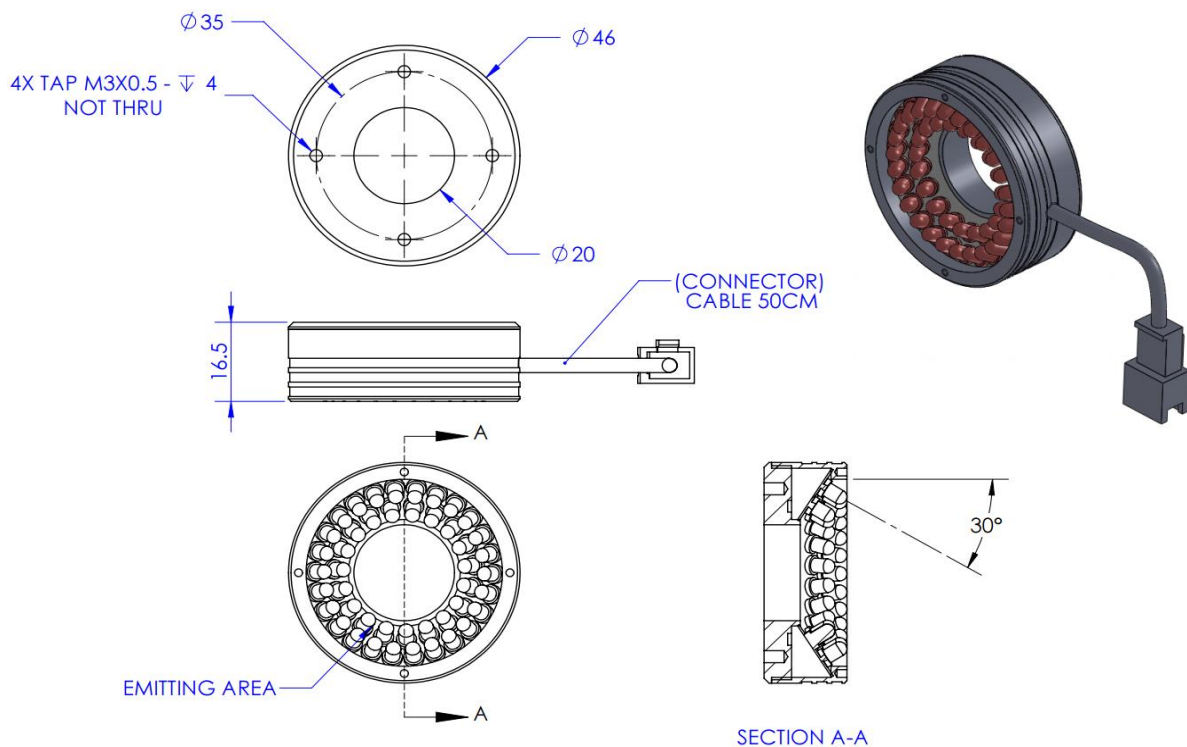


OPTO ENGINEERING

ILLUMINATOR DATA

LTZGK040-30-2-R-24V

Lighting Dimension



ROHS COMPLIANT CE

Mechanical Information

Casing Material	Aluminium
Storage Temperature Range	0 - 45°C
Storage Humidity Range	20 - 85%
Weight	40g
Length / Outer Diameter	46mm
Width / Inner Diameter	20mm
Thickness / Height	16.5mm

ILLUMINATOR DATA

LTZGK040-30-2-R-24V

Lighting Information			
Part Number	LTZGK040-30-2-R-24V		
LED Color	RED		
Wavelength	630nm		
Working Distance	17 mm	22 mm	27 mm
Intensity (±15%)	46500 lx	25000 lx	15600 lx
Illumination (number of row)	2		
Illumination Active Area	Active Length / Outer Dia.		39 mm
	Active Width / Inner Dia.		22.2 mm
Emission angle	30		
Eye Safety Class (IEC62471)	EXEMPT		
Chromaticity Table For White colour only	Nil		

Electrical Information	
Rated Constant Voltage	24V±2%
Rated Constant Current	75mA
Power Consumption	1.8W
Casing temperature, After 60 minutes operation	54.3 °C


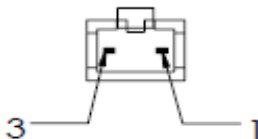
Strobe Mode Specification		
*Normal Strobe Voltage	24 V	
*Normal Strobe Current	75 mA	
Overdrive Voltage Range	Min: 36V	Max: 48V
Overdrive Current Range	Min: 0.27 A	Max: 0.45 A
Recommended Overdrive Voltage	36V	
**Max. Trigger Pulse Duration	10 msec	
**Max. Duty Cycle	10%	

*Normal strobe means the lighting is operated using the rated power. Overdrive means the power supplied to the lighting exceeded the rated power.

**Overdrive condition must not exceed the max. trigger pulse duration and max. duty cycle.

ILLUMINATOR DATA

LTZGK040-30-2-R-24V

Connection Information			
Connector Type (Default)	JST SMR-03V		
Cable Length	50 cm		
Pin Configuration 	Pin	Signal	Cable Colour
	1	LED +	Red
	2	N.C	-
	3	LED -	White
			

Additional Information	
Additional Cooling Method	Attached to machine part for better heat dissipation
Intensity Controller Selection	SD, ST, ANG, LC, SDA, SDP series
CE Conformity	YES
RoHS Compliance	YES

Application	
Illumination Type	Direct Illumination
Application Use	Label Inspection, Character Inspection, Code Recognition

ILLUMINATOR DATA

LTZGK040-30-2-R-24V

Lighting Pattern				
Working Distance	For further details please contact us.			
Display and Image				
Data Results	Horizontal	Meas.(mm)	Vertical	Meas.(mm)
	90%		90%	
	80%		80%	
	70%		70%	
	60%		60%	
	50%		50%	
	40%		40%	
	30%		30%	
	20%		20%	
	10%		10%	